



Public Networks TELECOM SOLUTIONS

Edition 2017



CAHORS

Public Network Solutions

Today, CAHORS is a specialist in **telecommunication connections** and offers a complete range of products for **outside plant Telecom network** deployment.

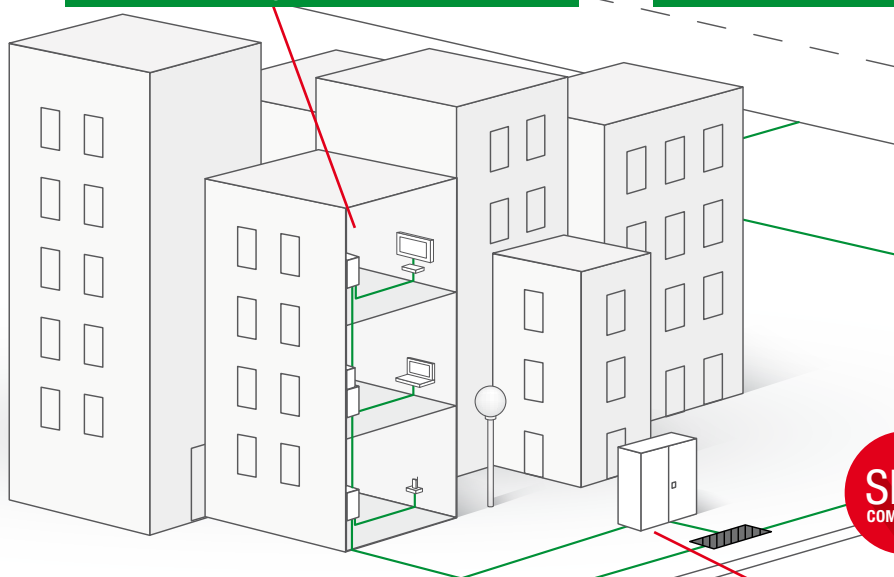


In building FTTH Solutions




Pillar boxes

SMC
COMPOSITE



SMC
COMPOSITE



Street cabinets

.....
10

million
SMC enclosures
sold worldwide

4500
tonnes produced
every year
.....

The SMC composite specialist

SMC (Sheet Molding Compound) is a composite material of the GRP (Glass Reinforced Plastic) family; it is a polyester-matrix composite reinforced with glass fibre. CAHORS has over 40 years' experience in compounding, production of prepreg SMC, hot compression molding, and innovative finish processes (In Mold Coating, Powder In Mold Coating).




Easy to machine
Easy to cut



Rot-proof
Corrosion-resistant



IK 10 mechanical strength



IP 66 & 55
Resists extreme climate conditions



Self-extinguishing
Resistant up to 960°




Light
10x lighter than concrete



Clamp accessories



Overhead connection boxes



Pulling cable boxes



Connectors gel / dome closures

CAHORS

PUBLIC NETWORK SOLUTIONS



FIBER OPTIC

AERIAL / URBAN / UNDERGROUND
IN BUILDING

> P.06



COPPER

AERIAL / URBAN / UNDERGROUND
CONNECTORS

> P.28

CAHORS se réserve la possibilité d'apporter des modifications techniques sans préavis aux produits présentés
Photos non contractuelles - Crédits photos : CAHORS - Fotolia - iStock - Goanda

Copyright © 2017 CAHORS Maec SAS
Edition 01/2017 - Réf. 4.101.538
Réalisation : Service Marketing **CAHORS**

Summary

> FIBER OPTIC

AERIAL



Overhead connection point
p08



Mounting and hardware
p09

URBAN



Street Cabinets
p10



Patchcord
p12



Pillar Boxes
p14

UNDERGROUND



Subscriber draw-in box
p16



Cable pulling box
p18

IN BUILDING



Optical Fiber Termination boxes
p20



Distribution products
p23



Fusion splicing machine & accessories
p26

> COPPER

AERIAL



Overhead connection boxes
p30

URBAN



Roadside Cabinets
p32



Pillar Cabinets
p33

UNDERGROUND



Repeater box
p34



Heat-shrinkable caps
p35



Splice protection closures
p36

CONNECTORS




Cable splicing connectors
p38



Modular splicing connector
p42



10 Pair & Subscriber Modules
p46



FIBER OPTIC

AERIAL SOLUTIONS

Overhead connection point 08

Cable clamp and mounting accessories 09

URBAN SOLUTIONS

Street cabinets 10

Pillar boxes 14

UNDERGROUND SOLUTIONS

Cable pulling boxes 16

IN BUILDING SOLUTIONS

Optical fiber termination boxes 20

Floor distribution box 23

µModule indoor RISER cable 24

Multi-operator box 25



Overhead connection point

FOR FTTH AERIAL NETWORK

Range of boxes for FTTH aerial network. Custom solution tailored to client applications and needs.

Deploying local optical fibre loops requires having a wide range of overhead boxes. CAHORS offers modular, scalable solutions for connecting subscribers. The products can be adapted, as needed, based on the installation and operating rules imposed by the operators.

Overhead boxes are available in various materials (SMC, PVC, polypropylene, etc.) to meet the requirements of our customers while offering the best weather performance.

CAHORS proposes 2 ranges of distribution boxes depending on fiber optic network uses :

- Connection of the subscriber with splice only,
- Connection with SC/APC connectors



Benefits

- Custom solutions
- Capacity from 8 to 48 subscribers
- Several materials available (SMC, PVC, PE...)
- Wall and pole mounting
- IP level 44 to 65

> RANGE WITH SPLICE CONNECTION



Model	RP FO S				DOME FO		
Number optical splice	8	16	24	32	16	32	48
Number of splice tray	1	2	3	4	1	2	3
Maximum number of splitter	2 (with adding SPLIT splice tray)				2 (with adding SPLIT splice tray)		
Material of the enclosure	SMC COMPOSITE				PE		
Mounting	Wall + pole				Wall + pole		
IP level	IP44				IP65		
Dimensions (mm)	W 230 x H 310 x D 80				H 440 x Diam 126		









> RANGE WITH SC/APC CONNECTORS



Model	RP FO C		NAP FO	
Capacity of SC/APC connectors	8	16	8	16
Number of splice tray	1	2	1	
Maximum number of splitter	2 (with adding SPLIT splice tray)		2	
Material of the enclosure	SMC COMPOSITE		PE	
Mounting	Wall + pole		Wall + pole	
IP level	IP44		IP44	
Dimensions (mm)	W 230 x H 310 x D 80		W 190 x H 393 x D 90	

Cable clamp & mounting accessories FOR FTTH AERIAL NETWORK

Deployment of local optic fibre loops requires deploying overhead infrastructures. With more than 25 years of experience in overhead electric networks and its telecom expertise, CAHORS offers a complete range of products for securing optic fibre cables on the distribution network and for the subscriber connection.

	Model	Ø cable (mm)	Description
Transport cable range	 PA FO ADSS	8 - 10 10 - 12 12 - 14 14 - 16	Anchor clamp for FO ADSS cable. This anchor clamp has been developed to ensure the rapid, simple and secure fastening of ADSS fibre optic aerial cables for spans up to 100m. The automatic, conical tightening system means no additional tools are necessary and considerably reduces installation time.
	 SU-J FO	10 - 15 15 - 20	Suspension clamp of ADSS cables « J » metallic support. Neoprene protective sleeve plus tightening screw.
	 SU-A FO		High strength aluminum alloy with high performance properties. Fixes to posts via two 20mm metal bands or one bolt (M14 or M16).
Drop cable range	 AN-F FO	3 - 6	Drop clamp for FTTH round cable with a special curved groove for curved round cables.
	 AN-R FO	3 - 6	Anchoring device for FTTH round cable. Cable coils around the clamp drum (3 turns). Enables dead ending of the cable without over tightening the fibre.
	 SU-S FO	4 - 6 6 - 8 8 - 12 12 - 15	Suspension device FO for round drop cable

Street Cabinets

FOR FIBER OPTIC SUBSCRIBER CONNECTIONS

CAHORS offers a range of SMC composite enclosures for optic fibre networks deployment.

The range of MAXIPOL optic fibre cabinets is specially designed for connecting subscribers as part of a passive optic fibre network. Dedicated to areas with low or medium population density, they serve as a zone sharing point. These cabinets with different capacities can accommodate distribution equipment for operators and customers.



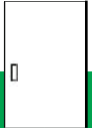
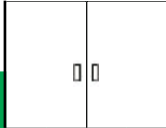


Benefits



- Accessories available by request
- Highly robust composite SMC material
- Excellent durability
- Very good heat insulation
- Resistant to corrosion
- Available with a base



> THE RANGE

Size	 S	 M	 L	 XL
Width	750 mm	750 mm	750 mm	1 500 mm
Height	750 mm	1 000 mm	1 250 mm	1 250 mm
Depth	420 mm	420 mm	420 mm	420 mm
Capacity	14 U	20 U	26 U	2 X 26 U

> FLOOR MOUNTING SYSTEMS

Model	Reference	Description	Dimensions (mm)
	06PHMM0002	Galvanised steel frame	W 420 x L 750 x H 50
	06PHPS0002	SMC pedestal with hinged door to facilitate the fitting and control of cables	W 420 x L 750 x H 500



Protection degree

- **IP55** according to IEC 60529
- **IK10** according to IEC 62262 (standard)



Self-extinguishing

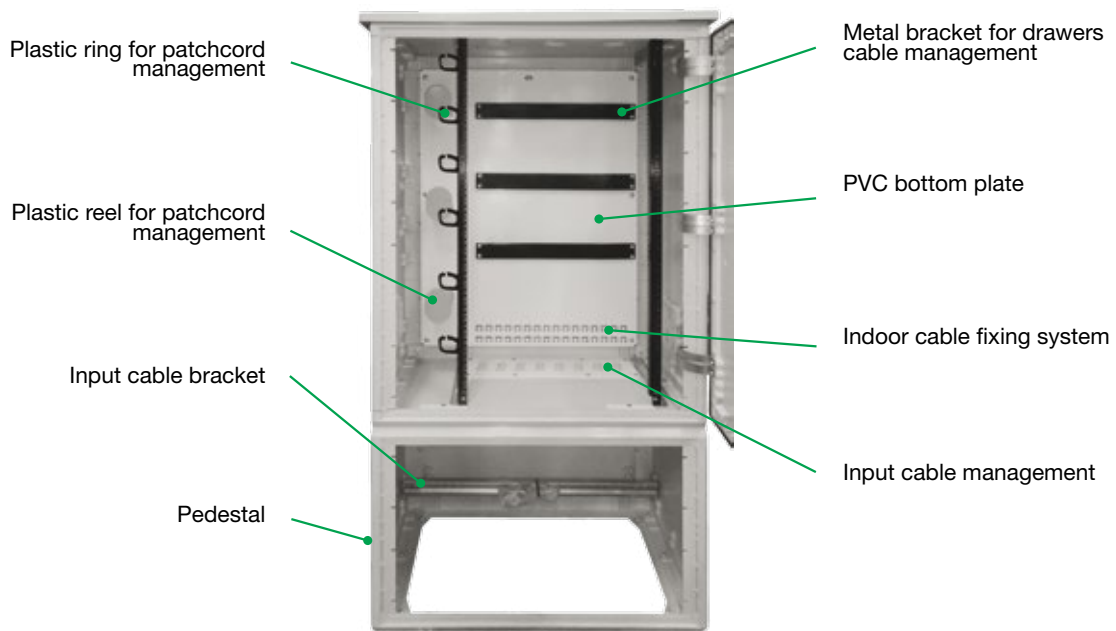
to 960° C



UL certification

This range is UL approved. To order your products according to this approval, please contact us.

> CABINET LAYOUT



Patchcord management



Drawers cable management



Easy opening pedestal front panel system



Flexible front strips

> SWING-HANDLE

Wide range of locking devices with swing handle to suit the complete range of enclosures.



Double bit lock



Cylinder & key locked



Without Cylinder & key



Triangular 11 mm



Triangular 11 mm + padlocking handle


Ref. accessories	06PGCR0001	06PGCR0002	06PGCR0003	06PGCR0004	06PGCR0005
------------------	------------	------------	------------	------------	------------





Patchcord

CAHORS offers a large range of fiber optic patchcords for the management of the TELECOM network. We propose several models of connectors, simplex / duplex or multicore fiber cable, custom cable length. We guarantee the quality of our products according to ROHS and TELECORDIA standards.



Area of application

- Telecom network
- Optical Laser
- CATV Network
- Ethernet network
- Optical communication Equipment

> FC/UPC/APC SM, MM



Features

- Screw coupling mechanism which allows high repeatable, low-loss connection
- Simplex, Duplex, and Multi-core accessories apply for the standard and customized structure
- PC or APC polish
- Comply with Telcordia GR-326-CORE specification and RoHS Standard.

Item	Single mode	Multi mode
Fiber diameter	9/125 um	62.5/125 um 50/125 um
Insertion loss	PC < 0.3 dB APC < 0.2 dB	PC < 0.3 dB
Return loss	PC > 45 dB APC > 60 dB	PC > 25 dB
Insert-pull test	(1 000 times) < 0.3 dB	
Intercharge	< 0.2 dB	
Operation temperature	- 40°C ~ + 80°C	
Anti-tensile force	15 kgf	

> Ordering information

FC Type	FC/UPC/APC TO	FC ST SC LC (PC, UPC, APC)	SM/MM Patch Cords Simplex/Duplex	0.9 2.0 3.0 mm boot
---------	---------------	----------------------------	----------------------------------	---------------------

> SC/UPC/APC SM, MM

**Features**

- Low insertion loss
- High return loss
- High interface performance
- Latched push-pull integrated
- Differential color coded
- UL standard accessories, comply with RoHS

Item	Single mode	Multi mode
Insertion loss	PC < 0.3 dB APC < 0.2 dB	PC < 0.3 dB
Return loss	PC > 45 dB APC > 60 dB	PC > 25 dB
Insert-pull test	(1 000 times) < 0.3 dB	
Operation temperature	- 40°C ~ + 80°C	
Ceramic ferrule spec	125.5 um concentricity deviations : < 1 um	127 um concentricity deviations : < 3 um
Suitable fiber	PC / APC (9/125 um)	PC (50/125 um, 62.5/125 um)

> Ordering information

SC Type	SC/UPC/APC TO	SC ST LC FC (PC, UPC, APC)	SM/MM Patch Cords Simplex/Duplex	0.9 2.0 3.0 mm boot
---------	---------------	----------------------------	----------------------------------	---------------------

> LC/UPC/APC SM, MM

**Features**

- RJ-45 style housing with insert-pull coupling mechanism which easy to use in small space
- Small Form connector-half size of standard connectors (SC ST FC)
- Simplex and duplex assemblies available in standard and customized connector
- PC or APC Polish
- Comply with Telcordia GR-326-CORE specification and RoHS Standard

Item	Single mode	Multi mode
Fiber diameter	9/125 um	62.5/125 um 50/125 um
Insertion loss	PC < 0.3 dB APC < 0.2 dB	PC < 0.3 dB
Return loss	PC > 45 dB APC > 60 dB	PC > 25 dB
Insert-pull test	(1 000 times) < 0.3 dB	
Interchange	< 0.2 dB	
Operation temperature	- 40°C ~ + 80°C	
Anti-tensile force	15 kgf	

> Ordering information

LC Type	LC/UPC/APC TO	LC ST SC FC (PC, UPC, APC)	SM/MM Patch Cords Simplex/Duplex	0.9 2.0 3.0 mm boot
---------	---------------	----------------------------	----------------------------------	---------------------





Pillar Boxes

FOR FIBER OPTIC SUBSCRIBER CONNECTIONS

CAHORS offers a wide range of SMC composite terminals for connecting optic fibre subscribers in pillar boxes.

These terminals are designed to accommodate connection equipment for Optical Connection Point subscribers. Moulded in SMC composite, these terminals protect the Optical Connection Point against external aggressions (resistance to shocks, to fire and extreme weather conditions, protection against deterioration and theft, etc.). These terminals were specially designed for connections in rural areas. With an optimised design in different colours, they blend perfectly into the existing urban setting alongside other energy networks (electricity, water and gas).



Example of product integration



Benefits

- Very robust SMC composite material
- Excellent durability
- Very good heat and mechanical insulation
- Resistant to corrosion
- Ground anchors available
- Blends into the existing urban setting



Custom solutions

We design, develop and manufacture custom products adapted to your needs, depending of the specification used on the TELECOM Network.


> RANGE OF PILLAR BOX FOR FTTH DEPLOYMENT



	PB Small	PB Medium	PB Large
Material of the enclosure	SMC Composite	SMC Composite	SMC Composite
IP level	IP43	IP43	IP43
IK level	IK10	IK10	IK10
External dimensions W x H x D (mm)	295 x 680 x 140	350 x 1000 x 195	530 x 1000 x 195



> EXAMPLES OF APPLICATIONS





Subscriber Draw-In Box

Installed on a plot of land, the glass-fiber thermoplastic cable draw-in box is used to pull and connect underground telecommunications lines.

It comprises the following elements:

- Black edged cover with a load-bearing capacity of 500 kg
- Tank equipped with 2 sealing cones
- Base that can be easily removed (without tools)
- Extender kit for modular height



Weight
Just 5 kg



**Can be handled
by 1 person**



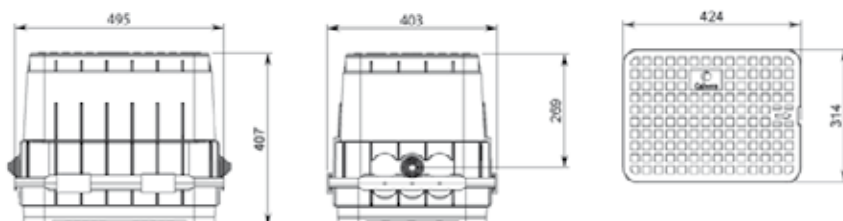
**Complies with guide
UTE C15-900**



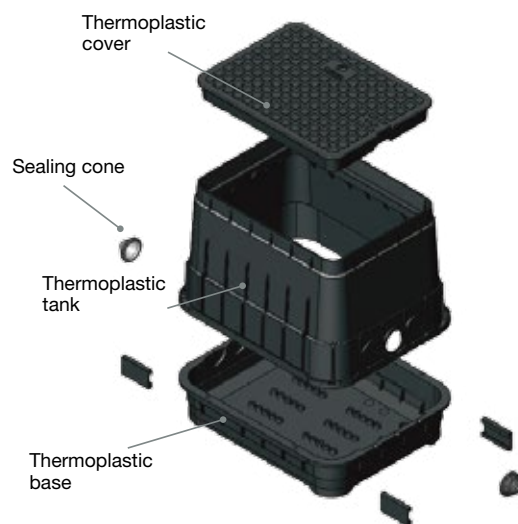
Benefits

- Modular solution with adding extender kit
- Easy installation and handling
- Box supplied pre-assembled with holes drilled in factory
- Multiple drilling options
- Equipped with conical seals to ensure it remains waterproof (does not require concrete formwork)
- Easy-to-remove base

> DIMENSIONS (MM)



Reference	Description	Packaging
0802.196	Underground cable draw-in box: 1 input, 1 output	30/Pallet
0802.197	Underground cable draw-in box: 2 inputs, 2 outputs	30/Pallet
0974.009	150 mm height extender kit with mounting device	30/Pallet



500kg load capacity

LOT SMC Cable Pulling Box

Installed under pavements, the LOT SMC cable draw-in box is used to pull and connect copper and optic fiber underground telecommunications lines.

It comprises the following elements:

- Black B125-class cover (load-bearing capacity: 12.5 T) with non-slip surface and locking bar
- Tank with 6 holes drilled in factory and equipped with sealing cones, ensuring a clean, fitted cutout (Ø28 - 45 mm)
- Base that can be easily removed (without tools)



Weight

11.5 kg
(Concrete ex. : 175 kg)



Can be handled
by 1 person



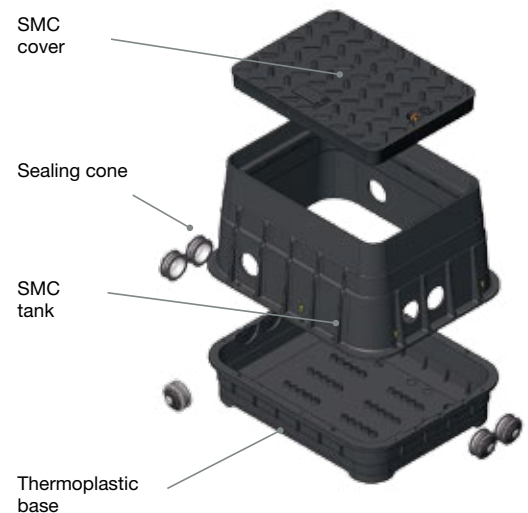
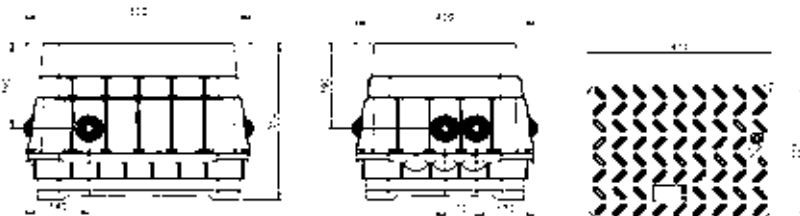
Complies with standard
for SMC covers: NF EN 124



Benefits

- Easy installation and handling
- Box supplied pre-assembled with holes drilled in factory
- Multiple drilling options
- Equipped with conical seals to ensure it remains waterproof
- Easy-to-remove base
- Robust and compact solution

> DIMENSIONS (MM)



Reference	Description	Packaging
0802.048	LOT underground cable draw-in box with base	30/Pallet
0802.049	LOT underground cable draw-in box without base	30/Pallet
0802.089	LOT underground cable draw-in box with base (adjustable height)	30/Pallet

12,5T load capacity



L1T & L2T SMC Cable Pulling Box

The SMC composite L1T and L2T underground cable pulling boxes were developed to comply with standard NF P 98-050-01. They comprise the following elements:

- Pre-drilled SMC panels (knockouts for Ø25-45 sheaths)
- Cable supports
- Base for cleanliness (optional)



Compatible with **all closing devices** (standard NF P 98-050-2, B125-C250 and lighter). They can be installed in areas where new telecommunications systems are being deployed or on existing raceways.



Weight

L1T : approx. 30 kg (Concrete ex. : 290 kg)
L2T : approx. 50 kg (Concrete ex. : 500 Kg)



Can be handled by 2 people



ECONOMIC SOLUTION

- Reduced laying and installation time
- Fewer people needed for installation
- Minimal use of site equipment (digger, lifting equipment, trucks, etc.)



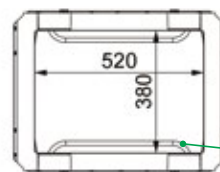
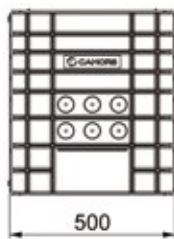
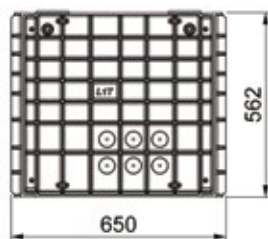
TIME SAVING

- Quicker installation of boxes in trenches
- Quicker transportation of boxes to worksite
- Quicker adjustment of box level on excavation floor
- Quicker connection of sheaths/sleeve to box(knockouts)

> DIMENSIONS (MM)

L1T

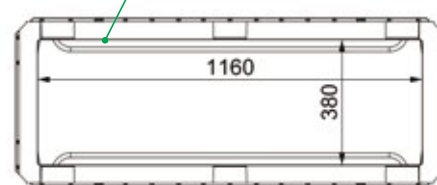
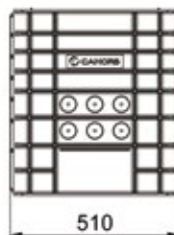
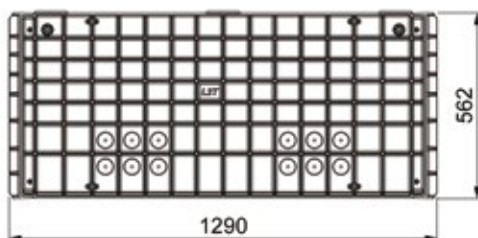
up to 40 T load capacity



Aluminium cable support

L2T

up to 25 T load capacity



Reference	Description	Packaging	
0802.101R13	L1T underground cable draw-in box with base	Pre-assembled	12/Pallet
0802.100R13	L1T underground cable draw-in box without base	Pre-assembled	12/Pallet
0802.107R13	L2T underground cable draw-in box with base	Pre-assembled	6/Pallet
0802.106R13	L2T underground cable draw-in box without base	Pre-assembled	6/Pallet
0980.034R13	L1T underground cable draw-in box kit	Kit	24/Pallet
0980.041R13	L1T underground cable draw-in box kit with base	Kit	24/Pallet
0980.042R13	L2T underground cable draw-in box kit	Kit	12/Pallet
0980.043R13	L2T underground cable draw-in box kit with base	Kit	12/Pallet




Covers and Frames

Closures made up of galvanised steel frames and ductile cast iron pads are designed for covering access chambers for dry networks.

- 2 ranges :**
- ECO range
 - SECURE range with lock secured traps

- Optional :**
- Custom marking
 - Special handling key and screw for protection against tampering
 - Protection grid



Benefits

- Complies with EN 124
- Resistant to B125, C250 or D400
- Format L1 / L2 / L3
- Corner frame (mechanically welded and heat galvanized)



Optical Termination Boxes

PTO RANGE WITH SPLICE TRAY

The internal customer outlet boxes PTO are designed for use inside the home for **1 to 4 fiber connections**. The PTO can be installed in the technical room or in the living room.

It is equipped with a Rail DIN mounting system dedicated to be installed in the multimedia box inside technical room.



Reference	Modele	Adapters with integrated shutters	Pigtails
0980304R13	PTO 4	4 SC/APC	4
0980305R13	PTO 2	2 SC/APC	2
0980306R13	PTO 1	1 SC/APC	1


RAL 9010

Size: 85 x85 x30mm

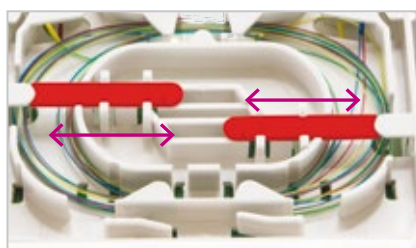
Material: ABS-PC

Weight: 100g


Wall mount or Rail DIN 35mm




Simplified access FO coiling




Stowage of safety cable




Swivel cassette with lock



Integrated protection shutter



Input for multiple cable



Wall mounting or on 360° DIN rack

PTO Range ECO

WITHOUT SPLICE TRAY

This PTO **without splice tray** is dedicated to export market. The PTO can be installed in the technical room or in the living room.



Reference	Modele	Adapters	Pigtails
0980328R13	PTO 2	2 SC/APC	2
0980329R13	PTO 1	1 SC/APC	1



RAL 9010

Size: 85 x85 x30mm
 Material: ABS-PC
 Weight: 70g
 Wall mount or Rail DIN 35mm

DTIO Compact Range

RAIL DIN MOUNTING

The DIN RAIL optical fiber termination box allows to link 1 to 4 adapters. This ultra-compact termination box can be installed directly into the home communication box.



Modele	Adapters
DTIO 2	DTIO equipped with 2 SC/APC adaptor with protective cover (without pigtail)
DTIO 4	DTIO equipped with 4 SC/APC adaptor with protective cover (without pigtail)

RAL 9003

Reel drop cable

Modele	Lenght	Indoor LSZH	Indoor-outdoor PE
CABLE DROP 1 FO	500m	0980430R13	0980433R13
CABLE DROP 2 FO	500m	0980431R13	0980434R13
CABLE DROP 4 FO	500m	0980432R13	-

µmodule drop cable - 250µm






Roller cables

Our solutions "horizontal pre-equipped subscriber links" are an **easy way to connect the optical termination box inside the home** with the optical distribution box. The kits are based on **1,2 or 4 fiber solutions** either semi-connected or fully pre-connected including the optical customer outlet. The cardboard spool allow an easy unwinding during the installation.



Subscriber cable reel



Half-connectorized cable pulling



Full connectorized cable pulling

> HALF-CONNECTORIZED CABLE

WITH FTTH CUSTOMER OUTLET

Type	Description	20m	30m	50m	70m**	100m**
1 FO	µmodule half-connectorized cable	0980423R13	0980308R13	0980309R13	0980310R13	0980311R13
2 FO	µmodule half-connectorized cable	0980424R13	0980313R13	0980314R13	0980315R13	0980316R13
4 FO	µmodule half-connectorized cable	0980425R13	0980318R13	0980319R13	0980320R13	0980321R13

> FULL CONNECTORIZED CABLE

WITH FTTH CUSTOMER OUTLET

Type	Description	25m	40m	60m**
1 FO	µmodule 100% pre-connected	0980374R13	0980376R13	0980426R13
2 FO	µmodule 100% pre-connected	0980379R13	0980381R13	0980427R13
4 FO	µmodule 100% pre-connected	0980384R13	0980386R13	0980428R13

** Available on demand

Floor distribution box

The FDB (Floor Distribution Box) is an indoor box located in the vertical riser in charge of the fiber distribution inside the building. It's the interface between the vertical and horizontal shaft inside the building. Thanks to its reduced dimensions and its design the ODB fits perfectly in any situation.



Ref. 0980322R13

RAL 9010



Benefits

- Bend radius > 15 mm
- Tensile strength
> 10 daN subscriber cable,
> 30daN riser cable
- IP40, IK 07
- Fire resistance : UL94V0



Packaging

- Individual pack : 210x160x70mm
- Product size : 205x136x55mm

- Allows the management of the μ modules or in 900 μ m until the entry of the cassettes
- Distinct coiling areas to separate incoming, outgoing and pending fibers
- One version to manage 1,2,4 fiber configurations
- Symmetrical design opening and use in both directions

Number of fibers	Maximum number of apartments	Number of splices
1 FO	12	12
2 FO	12	24
4 FO	8	32



Left or right riser cable entry



Stowing system subscriber cable





μModule indoor RISER cable

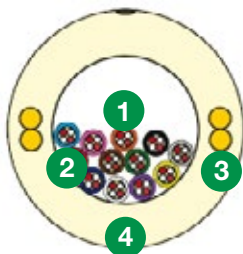
The micro-module indoor riser cable has been developed for the fiber distribution inside the vertical riser of the building. The micro-bundle structure of the cable enables to tap the micro-module by extracting and stripping the fiber inside the riser distribution boxes.



Benefits

- Compact, light, easy to install & to extract
- Modularity and easy accessibility of the modules and fibers (tap or by-pass long distance cabling)

- 1 - Fiber type: G657 A2
- 2 - μModule waterproof with 4 or fiber optics embedded
- 3 - Exterior jacket reinforced
- 4 - Jacket material: LSZH halogen free and fireproof



MODULO 4



MODULO 6



Number of fiber	Lenght (m)	MODULO 4	MODULO 6
24	30	0980350R13	0980411R13
24	50	0980351R13	0980412R13
24	100**	0980352R13	0980413R13
48	30	0980353R13	0980414R13
48	50	0980354R13	0980415R13
48	100**	0980355R13	0980416R13
96	30	0980362R13	0980417R13
96	50	0980363R13	0980418R13
96	100**	0980364R13	0980419R13
144	30	0980356R13	0980420R13
144	50	0980357R13	0980421R13
144	100**	0980358R13	0980422R13

** Available on demand

Multi-operator box

This modular wall box is designed for in-building FTTH distribution from entrance areas of the building further to the optical distribution boxes. The wall box offers an important number of applications:

- Splicing and patching
- Patching without splicing for pre-connected cables
- Storage and stand-by of the customer connection cables




RAL 7035



Size :
450 x 170 x 150 mm

Weight :
3,5 > 4.8 Kg max



Key locking

Reference	SC/APC Adapters	Pigtails	Equipment	Application
0980222R13	24	24	2 splice trays (2x12 splices)	For pre-connectorised user cable
0980221R13	36	36	3 splice trays (3x12 splices)	
0980228R13	48	48	4 splice trays (4x12 splices)	
0980323R13	48	0	1 splice tray (12 splices)	For 100%-connectorised user cable
0980324R13	0	0	2 reels for cable user management	Reserve of user cable
0980398R13	-	-	Splice tray	For repair





Optical fiber fusion splicing machine

> CLADDING ALIGNMENT



FUSION SPLICER KF2A

Ref. 0145132R13

Splice :

250µm - 900µm - 2mm - 3mm

Size : 133 x 212 x 70 mm

Weight : 1,35 Kg

> Fixed V-Groove

> Stripping

> Cleaning

> Cleaving

> Splicing

> Protecting

Reference	Spare parts
0980261R13	KF2 KF L900 Holder
0980262R13	KF2 KF 900 Holder
0980263R13	KF2 KF 2.5 Holder
0980264R13	KF2 KF SC Holder

Reference	Spare parts
0980265R13	KF2 KF FC Holder
0980268R13	KF2 KF 250 Holder
0980275R13	KF4A / KF2A Battery
0980276R13	KF4A / KF2A Power supply

> IPAAS Active
V-Groove Alignment

> Stripping

> Cleaning

> Cleaving

> Splicing

> Protecting

FUSION SPLICER KF4A


Ref. 0145133R13

Splice :

250µm - 900µm - 2mm - 3mm

Size : 132 x 212 x 73 mm

Weight : 1,5 Kg



Reference	Spare parts
0980277R13	Electrodes for KF4A
0980269R13	KF4 / K7 HS 2.5 Holder
0980270R13	KF4 / K7 HS SC Holder
0980271R13	KF4 / K7 HS FC Holder
0980272R13	KF4 / K7 HS 250 Holder

Reference	Spare parts
0980273R13	KF4 / K7 HS 900 Holder
0980274R13	KF4 / K7 HS L900 Holder
0980275R13	KF4A / KF2A Battery
0980276R13	KF4A / KF2A Power supply

> CORE ALIGNMENT

**FUSION SPLICER S5**

Ref. 0145134R13

Splice :
 SM(ITU-T G.652), MM(ITU-T G.651),
 DS(ITU-T G.653), NZDS(ITU-T G.655),
 ITU-T(G.657) GI EDFA, E980

Size : 145 x 225 x 132 mm

Weight : 3,2 Kg

- > Stripping
- > Cleaning
- > Cleaving
- > Splicing
- > Protecting

> FTTH TOOLING



Reference	Designation
0980337R13	MOUTING KIT : stripping tool + shears + RISER tool + wipes
0980332R13	Stripping tool 3 positions
0980333R13	Kevlar shears
0980334R13	RISER cable tool
0980335R13	Cleaning alcool bottle
0980336R13	Presaturated wipes

> CONNECTING ACCESSORIES



Reference	Designation
0980391R13	Pigtail G657 0.8m SC/APC
0980331R13	Sleeve protection - 45mm (x50)
0980258R13	Splicing connectors SC/APC 900 SOC (x50)
0980259R13	Splicing connectors FC/UPC 900 SOC (x50)



COPPER

AERIAL SOLUTIONS

Overhead connection boxes	30
--	----

URBAN SOLUTIONS

Roadside cabinets	32
--------------------------------	----

Pillar boxes	33
---------------------------	----

UNDERGROUND SOLUTIONS

IP68 repeater box	34
--------------------------------	----

Splice Protection Closures	36
---	----

CONNECTORS

Cable splicing connectors	38
--	----

Modular splicing connectors	42
--	----

10 Pair disconnection	46
------------------------------------	----

Subscriber Connection Modules	47
--	----





Overhead connection boxes

FOR COPPER TELECOM NETWORKS

Boxes for overhead telecom network protection and connections. Custom solutions tailored to client applications and needs.

Protection and connection boxes : Installed at overhead-underground network transition points, protection and connection boxes provide protection against surges through grounding, connect and overhead cable to an underground cable.

Distribution boxes : Fitted to overhead networks, distribution boxes are used to connect subscriber connection cables to the main network cable to create a concentration point.

Overhead boxes are available in various materials (SMC, PVC, polypropylene, etc.) to meet the requirements of our customers while offering the best weather performance.



1 or 2 pairs
Ref. 0802.221

> 1 OR 2 PAIRS

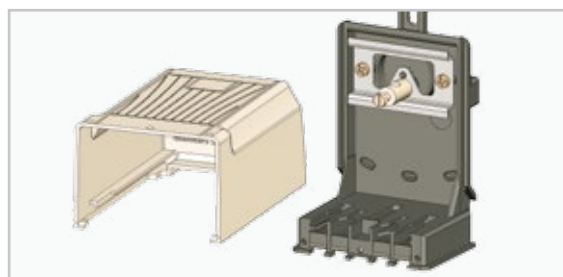
Installed on a pole or the front of a building or indoors, the 1 or 2 pairs subscriber terminal box provides protection against overvoltages and connects the mains cable to the subscriber line.



Boxes internal equipment

- DIN rail with capacity for 2 pairs
- Earthing terminal block
- Sealing ensured by a separate drawer elastomere seal
- Cables are held down by a chicane system for front accessibility
- Siding cover closure
- Can be made tamperproof

Data sheet	RP 1 or 2
Capacity	1 or 2 pairs
Materials	Thermoplastic
IP protection	IP44
IK resist	IK08
Int. dimensions W x H x D (mm)	80 x 120 x 57






Product Description

4 sizes with a common design

- Front panel protected against poster adhesive,
- Marking area for network identification,
- Doors provided with a self-closing latch and a quarter turn lock (this system can be replaced by security mechanisms).



Mounting accessory
Ref. 0980.200

	7 pairs	14 pairs	28 pairs	56 pairs
Base of 7				
Ref. Distribution boxes range	0802.232	0802.010	-	-
Ref. Splicing and protection boxes	0802.233	0802.234	0802.235	0802.236
	10 pairs	20 pairs	30 pairs	50 pairs
Base of 10				
Ref. Distribution boxes range	0802.041	0802.044	0802.045	0802.046
Ref. Splicing and protection boxes	0802.012	0802.014	0802.015	0802.018
Materials	Thermoplastic	SMC composite	SMC composite	SMC composite
IP protection	IP44	IP44	IP44	IP44
IK resist	IK08	IK10	IK10	IK10
Internal dimensions W x H x D (mm)	240 x 215 x 75	240 x 320 x 75	240 x 510 x 75	240 x 855 x 75



Boxes internal equipment

Distribution boxes

- Plastic or steel DIN standard rail
- **Cable mounting system:**
 - using clamps for multiple pair cables,
 - using chicane for connection cables.
- **Cable input sealing** is ensured by a separate drawer elastomere seal
- **Reinforces insect-proofing.**

Splicing and protection boxes

- **DIN standard rail** made of tinned brass to improve electrical contracts and corrosion resistance.
- **Earthing:**
 - five point earthing terminal,
 - vertical axis passage line,
 - sealing ensured by a elastomere seal.
- **Cable mounting system:**
 - using clamps for multiple pair cables,
 - using chicane plates for connection cables.
- **Cable input sealing** is ensured by a separate drawer elastomere seal
- **Reinforces insect-proofing.**



Roadside Cabinets

FOR COPPER SUBSCRIBER CONNECTIONS

CAHORS offers a range of SMC composite enclosures for deploying copper telecom networks.







The range of MAXIPOL copper cabinets is specially designed for connecting subscribers as part of a passive copper telecom network. Installed along the street, these cabinets make it possible to manage the operator telecom network's connection with subscribers. We offer multiple types of equipment for accommodating distribution equipment and customer connections.





Benefits

- Accessories available by request
- Highly robust composite SMC material
- Excellent durability
- Very good heat insulation
- Resistant to corrosion
- Available with a base

> THE RANGE

Model		600		900		1 200
Width	750 mm		750 mm		750 mm	
Height	750 mm		1 000 mm		1 250 mm	
Depth	300 mm		300 mm		300 mm	
Capacity	600 pairs		900 pairs		1 200 pairs	
Layout 100 pairs bloc						

> FLOOR MOUNTING SYSTEMS

Model	Reference	Description	Dimensions (mm)
	06PHMM0002	Galvanised steel frame	W 420 x L 750 x H 50
	06PHPS0002	SMC pedestal with hinged door to facilitate the fitting and control of cables	W 420 x L 750 x H 500

Pillar boxes

FOR COPPER TELECOM SUBSCRIBER CONNECTIONS

These terminals are designed to accommodate telecommunication cables and to protect spliced connections on the copper network. Molded in SMC composite, these terminals protect the subscriber connection material against external aggressions (resistance to shocks, resistance to fire and extreme weather conditions, protection against deterioration and theft, etc.)

These terminals were specially designed for connections in rural areas. With an optimised design in different colours, they blend perfectly into the existing urban setting alongside other energy networks (electricity, water and gas).



Benefits

- Very robust SMC composite material
- Excellent durability
- Very good heat and mechanical insulation
- Resistant to corrosion
- Ground anchors available
- Blends into the existing urban setting



	PB Empty	PB Grid	PB RAIL DIN
Equipment	Triangle screw locking	Perforated metal grid Triangle screw locking	DIN RAIL mounted Cable fastening accessory Triangle screw locking
Material of the enclosure	SMC Composite	SMC Composite	SMC Composite
IP level	IP43	IP43	IP43
IK level	IK10	IK10	IK10
External dimensions W x H x D (mm)	295 x 680 x 140	295 x 680 x 140	295 x 680 x 140



IP68 repeater box

FOR HIGH SPEED COPPER TELECOM NETWORKS

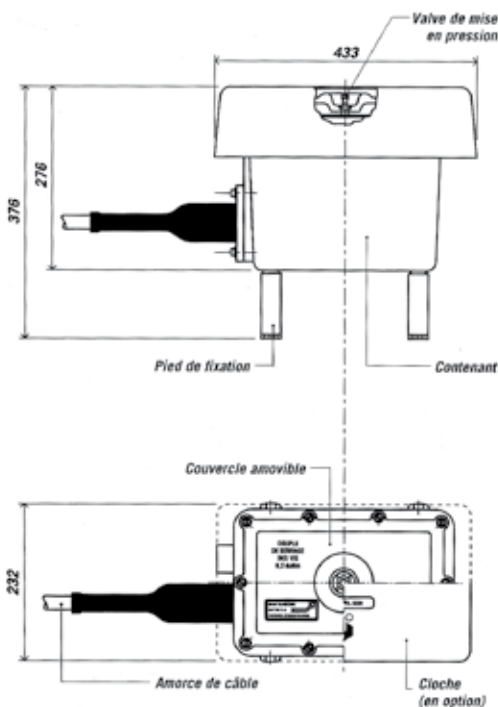
Range of HDSL, SDSL and SHDSL repeater boxes to equip your high speed networks.

IP68 pre-wired sealed enclosure : This enclosure is ideal for integrating and protecting your repeaters for the deployment of underground networks or networks subject to extreme weather conditions. Fibreglass-reinforced polyester molding is insensitive to corrosion and offers excellent physical-chemical resistance (resistance to acids, bases, petroleum, alkaline, etc.). This enclosure is IP68 sealed and pressurised.



> INT. DIMENSIONS (MM)

Height	Width	Depth
260	150	210



Benefits

- Compliant operating products
- Pressurised IP68 product
- Resistant to extreme conditions
- Excellent physical-chemical resistance
- Possibility of re-intervention
- Pre-cabling in the factory



Features

- Watertight on immersion
- Service pressure: 500 hPa or 700 hPa air
- Test pressure: 1000 hPa

Heat-shrinkable caps

- Protecting and sealing unpressurized cable ends, with synthetic insulation
- These caps form a sort of pocket made of reticulated polyolefin, which shrinks irreversibly under the action of heat. The inside is coated with thermofusible adhesive guaranteeing a perfect seal on the cable sheath
- Fast and easy to use
- Wide range of diameters



Designations	Ref.	Dimensions		
		Diameter (mm)		Lenght (mm)
		a	b	b
Heat-shrinkable cap 45-10/5	00202	10	5	45
Heat-shrinkable cap 70-19/7	00203	19	7	70
Heat-shrinkable cap 95-30/15	00204	30	15	95
Heat-shrinkable cap 110-63/24	00205	63	24	110

a : before shrinkage / b : after shrinkage / For other dimensions, please contact us.

CAHORS, the underground dry utilities specialist

Discover the range
page 16 to 19



CAHORS offers a wide range of underground cable draw-in boxes in SMC composite materials specifically developed for the distribution of copper and optic fiber telecommunications networks.

Designed and manufactured in France, these products meet the needs and requirements of underground systems.

In this catalogue, you will also find **a broad selection of accessories essential** for the successful deployment of these networks.





Splice Protection Closures

CAHORS splice protection closures provide a moisture proof splice and prevent water ingress. Different sizes of closures are available in the range, which accommodate pair counts from 2 pair to 20 pair copper cables. These closures are suitable for both underground and overhead applications.



Equipped View



Features

- One piece, hinged mechanical closure
- User friendly product
- Dry splice area (No Gel in splicing area)
- In line, Straight & T configurations are possible
- UV resistant closure
- Hanger feature for cable tie or fixation purpose
- Prevents water ingress by use of very soft non flowing silicon gel along with rubber seal under permanent compression
- Metal strain relief accommodates different size diameter in the range.



Benefits

- No tools required for product installations
- Easy to install and re-open (if necessary) without any tools
- Cost effective product
- Less installation time
- Suitable for both OH/UG application
- Different Cable Splicing Connector types (UY, UY2, 8A, 11A, UD2P, UR2) can be accommodated
- Covers most of the cable diameters in the application range
- Robust and reliable under a wide variety of environmental conditions
- Closure can be used for Fiber Splice protection and to protect minor cable sheath damage
- Product can be installed at wide temperature between -10°C to +45°C.



Packing & Ordering

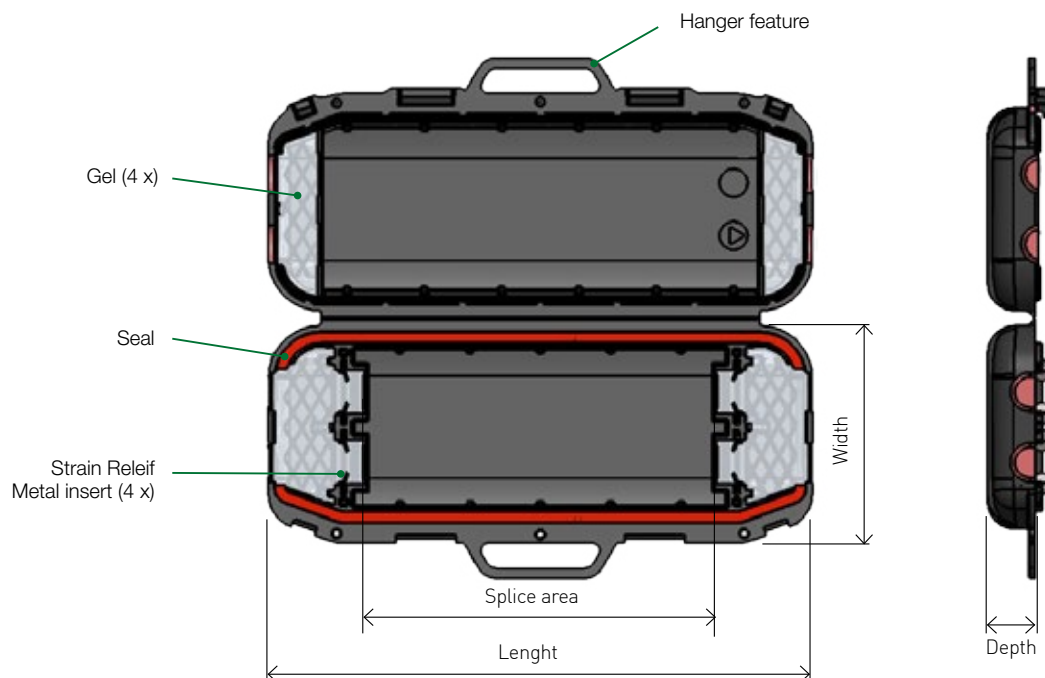
- Each closure is packed in individual cardboard box with installation instructions printed over it
- 100 nos of closures are packed in one big Carton Box
- MOQ : 100 nos of Closures



Product Elements

- Closure : UV resistant, Polypropylene material
- Metal Insert : Plated CRCA
- Gel : Silicon based non sticky
- Seal : Extruded Rubber seal

> DIMENSIONS (MM)



Description	Splice area	Length	Width	Depth	Cable range	Splice type
SPC 2/5	99	155	74	12	Dia. 7-10 mm	Straight/Inline/T
SPC-10/20 *	150	225	90	24	Dia 12-15 mm	Straight/Inline/T

* available in 2017

> FUNCTIONAL TEST SPECIFICATION COMPLIANCES

Test	Method and condition	Requirement
Axial Pull	Test temperature 23°C ± 3°C. 20N Force applied on each cable, for 8 hours time	Cable movement ≤ 3mm
Immersion	Test temperature 23°C ± 3°C. Immersion medium : water, Immersion time : 48 hours, Dept : 1mtr	No water ingress. No joint failure for Insulation resistance





Cable splicing connectors

CAHORS offers a wide range of Discrete, In-line splicing and in-line drop wire connectors. Designed and built around proven Insulation Displacement Connection (IDC) technology and manufactured using best practises.

The connectors can endure harsh climatic conditions. The crimping displaces the insulation and provides a cold solder equivalent connection, delivering low contact resistance.

The discrete range of connectors are available in :

- Straight splicing
- Bridge splicing
- Tap splicing.



Product Description

The connector covers are color coded for easy identification. The "2" series with increased port hole size and double contact offers the advantage of full wire range. The in-line splicing connectors are one of the most versatile in application and usage. It is available in pre-filled or dry for pressurized cable splicing.



Features

- Self Stripping, IDC Connectors
- Connectors filled with sealant to provide moisture resistant
- Clear transparent body permits visual inspection of joints after installations
- Pre-crimp facility
- "P" type connectors with solvent resistant plastic material
- The in-line full pair connectors are designed to accept self supporting drop wire pair cables.



Simple and economical solutions for all type of cable splicing requirements



Benefits

- Small size connectors reduces the splicing bundle size
- Withstands extreme humidity conditions
- Provides a reliable connection
- Minimum installation efforts with approved tools. No wire stripping or twisting.
- Water resistant splicing
- Mixing of different conductor size and insulation types are permitted
- Ease of installation saves time and money.

> TOOLS & ACCESSORIES



UY Cartridge



UY2 Cartridge

- UY, UY2 connectors in Cartridge form
- For ease of application
- Special Crimping Gun required for installation



Crimping Plier for Dropwire Connectors :
UD4C1, UD4C2, UD4C3,
UD4C5 and UD4C6



Telecom Plier for all Wire Connectors
and UD2P Dropwire Connector

Telecom Kit
1 plier + 100 x UYa + 100 x UGa
Ref. 0802218



















> DISCRETE WIRE CONNECTORS



Désignation	UYa	URa	UGa
Number of conductors	2	2 ou 3	2
Electrical application			
x 100	0802060	0802160	0802210
x 500	0802061	0802161	0802211
Ø conductors diameter	0,4 à 0,8 mm	0,4 à 0,8 mm	0,4 à 0,8 mm
Ø max diameter insulation	1,52 mm	1,52 mm	1,7 mm




> DISCRETE WIRE CONNECTORS

Product	Part No	Type	Description / Feature	Color mode	Wire Size	Packing
	UY C	Straight Splicing	2 Wire, filled connector made of Polycarbonate. Compliance to France Telecom Specification.	Yellow or Red	Conductor 0.40 mm - 0.80 mm (AWG 26 - 20) Insulation OD max. - 1.50 mm	Small box = 100 pcs or 500 pcs Carton box = 10.000 pcs or 25.000 pcs (in multiples of 10.000 pcs or 25.000 pcs)
	UY P		2 Wire, filled connector made of Polypropylene, for solvent resistance. Compliance to BSNL Telecom Specification	Blue	Conductor 0.40 mm - 0.65 mm (AWG 26 - 22) Insulation OD max. - 1.50 mm	
	8A		2 Wire, filled connector made of Polypropylene with double contact. Compliance to British Telecom and Telecordia (Bell Core) Technical Specification	Transparent	Copper Conductor 0.40 mm - 0.90 mm (AWG 26 - 19) Aluminium Conductor - 0.50 mm (AWG 24) Insulation OD max. 2.08 mm	Small box = 100/500 pcs Carton box = 10K/15K pcs (in multiples of 10K/15K pcs)
	UY2 P		2 Wire, filled connector made of Polypropylene. Best suited for general application	Yellow or Red	Conductor 0.40 mm - 0.90 mm (AWG 26 - 19) Insulation OD max. 2.08 mm	
	UY2 PD		2 Wire, Dry connector made of Polypropylene. For pressurized joints, specific application and inside installation.	White	Conductor 0.40 mm - 0.90 mm (AWG 26 - 19) Insulation OD max. 2.08 mm	
	UY2 C		2 Wire, filled connector made of Polycarbonate.	Yellow	Conductor 0.40 mm - 0.90 mm (AWG 26 - 19) Insulation OD max. 2.08 mm	
	UC C		2 Wire, filled connector made of Polycarbonate. The conductors are held in place with a plastic blade.	Yellow or Red	Conductor 0.40 mm - 0.65 mm (AWG 26 - 22) Insulation OD max. - 1.50 mm	
	UR C	Bridge / Straight Splicing	3 Wire, filled connector made of Polycarbonate.	Yellow or Red	Conductor 0.40 mm - 0.65 mm (AWG 26 - 22) Insulation OD max. - 1.50 mm	Small box = 100 or 500 pcs - Carton box = 10,000 or 25,000 pcs (in multiples of 10,000 pcs or 25,000 pcs)
	UR2 P		3 Wire, filled connector made of Polypropylene. Compliance to British Telecom and Telstra Technical Specification.	Yellow or Red or Transparent	Conductor 0.40 mm - 0.90 mm (AWG 26 - 19) Insulation OD max. - 2.08 mm	
	UR2 PD		3 Wire, Dry connector made of Polypropylene. For pressurized points, specific application and inside installation.	White	Conductor 0.40 mm - 0.90 mm (AWG 26 - 19) Insulation OD max. - 2.08 mm	
	UR2 C		3 Wire, filled connector made of Polycarbonate	Red	Conductor 0.40 mm - 0.90 mm (AWG 26 - 19) Insulation OD max. - 2.08 mm	
	UB C	Tap Splicing	Tap splicing connector made of Polycarbonate with pre-crimp feature, for transfer without service interruption. Filled version.	Blue	Conductor 0.40 mm - 0.65 mm (AWG 26 - 22) Insulation OD max. - 1.30 mm	
	UB D		Tap splicing connector made of Polycarbonate with pre-crimp feature, for transfer without service interruption. Dry version for pressurized joints or specific application.	White	Conductor 0.40 mm - 0.65 mm (AWG 26 - 22) Insulation OD max. - 1.30 mm	
	UB2 P		Tap splicing connector made of Polypropylene with pre-crimp feature, for transfer without service interruption. Filled version. Compliance to British Telecom Technical Specification.	Blue or Transparent	Conductor 0.40 mm - 0.90 mm (AWG 26 - 19) Insulation OD max. - 2.08 mm	
	UB2 PD		Tap splicing connector made of Polypropylene with pre-crimp feature, for transfer without service interruption. Dry version for pressurized joints or specific application.	White	Conductor 0.40 mm - 0.90 mm (AWG 26 - 19) Insulation OD max. - 2.08 mm	
	UG C		Tap splicing connector made of Polycarbonate with pre-crimp feature, for transfer without service interruption. Filled version with double contact.	Green or Blue	Conductor 0.40 mm - 0.80 mm (AWG 26 - 20) Insulation OD max. - 1.70 mm	

Unless and Otherwise stated conductor means Copper conductor.

The use of CAHORS approved telecom pliers installation is required to ensure rapid and reliable connection.

> IN LINE AND DROP WIRE CONNECTORS

Product	Part No	Type	Description / Feature	Color mode	Wire Size	Packing
	11A	Maintenance Connector	Make-before-break, filled connector made of Polypropylene. With double contact and integrated cutoff blade. Suited for maintaining and improving of existing network without service interruption. Compliance to British Telecom and Telecordia (Bell Core) Technical Specification.	Transparent	Copper Conductor 0.40 mm - 0.90 mm (AWG 26 - 19) Aluminium Conductor - 0.50 mm (AWG 24) Insulation OD max. - 2.08 mm	Small box = 250 pcs Carton box = 7.500 pcs (in multiples of 7.500 pcs)
	UY4 C (Straight)	In Line Connector	4 Wire, filled, in line splice full pair connector made of Polycarbonate. For straight splicing application.	Body Blue, Cover Transparent	Conductor 0.40 mm - 0.65 mm (AWG 26 - 22) Insulation OD max. - 1.50 mm	Small box = 200 pcs
	UY4 C (Tap)		4 Wire, filled, in line splice full pair connector made of Polycarbonate. For Tap splicing application	Body Transparent, Cover Blue	Conductor 0.40 mm - 0.65 mm (AWG 26 - 22) Insulation OD max. 1.50 mm	Carton box = 10.000 pcs (in multiples of 10.000 pcs)
	UY4 C+ (Straight)		4 Wire, filled, in line splice full pair connector made of Polycarbonate. Improved version of UY4 C. Re-entry is possible to make connections. Tool less connector for IDC Termination. Compliance to British Telecom Specification.	Transparent	Conductor 0.40 mm - 0.90 mm (AWG 26 - 19) Insulation OD max. 2.08 mm	Small box = 100 pcs Carton box = 3.000 pcs (in multiples of 3.000 pcs)
	UD4C 1	Drop Wire Connector	In line full pair drop wire connector, made of Polycarbonate. Robustly designed connector has superior mechanical properties. The clear transparent body and cover offers visual inspection of wire positioning before crimping.	Transparent	Conductor 0.90 mm - 1.30 mm (AWG 19 - 16) Insulation OD max. 4.4 mm but min. 2.5 mm	Small box = 100 pcs Carton box = 1.000 pcs (in multiples of 1.000 pcs)
	UD4C 1 Black		In line full pair drop wire connector, made of Polycarbonate. Robustly designed connector has superior mechanical properties. Black colored connector for UV resistant.	Black	Conductor 0.90 mm - 1.30 mm (AWG 19 - 16) Insulation OD max. 4.4 mm but min. 2.5 mm	
	UD4C 2		In line full pair drop wire connector, made of Polycarbonate. Robustly designed connector has superior mechanical properties. Compliance to Telstra Specification	Body Transparent Cover Red	Conductor 0.50 mm - 0.90 mm (AWG 24 - 19) Insulation OD max. - 3.2 mm	
	UD4C 3		In line full pair drop wire connector, made of Polycarbonate. Robustly designed connectors has superior mechanical properties.	Body Transparent Cover Green	Conductor 0.50 mm - 0.90 mm (AWG 24 - 19) Big insulation OD max. 6.2 mm Small insulation OD max. 2.1 mm	
	UD4C 5		In line full pair drop wire connector, made of Polycarbonate. Robustly designed connectors has superior mechanical properties. Supplied with cable boot.	Body and Cover Green	Conductor 0.50 mm - 0.90 mm (AWG 24 - 19) Big insulation OD max. 5.5 mm Small insulation OD max. 1.3 mm	
	UD4C 6		In line drop wire connector, made of Polycarbonate. Robustly designed connector has superior mechanical properties. Used for joints between 0.9 dropwire and 0.4/0.64 mm conductors. Compliance to Telstra Specification.	Body Transparent Cover Green	Conductor 0.4/0.64mm - 0.90mm (AWG 26/22 - 19) Insulation OD max. - 1.5 mm in small port Insulation OD max. - 3.2 mm in big port	
	UD2 P		UD series drop wire connector made of flame retardant glass filled Polypropylene. For termination of secondary telephone network cable. Compliance to British Telecom Technical Specification	Dark Grey	Conductor 0.50 mm - 1.30 mm (AWG 24 - 16) Insulation OD max. - 3.0 mm	
	Mid Span Drop Wire connec- tor		Mid span application drop wire connector made of high grade UV resistant material with superior mechanical properties. Wrench provided for IDC Termination.	Black	Drop wire shall be 18 or 18-1/2 AWG copper clad steel conductors with single or double insulation	

Unless and Otherwise stated conductor means Copper conductor.

The use of CAHORS approved telecom pliers installation is required to ensure rapid and reliable connection.






Modular splicing connectors

CAHORS offers a splicing system you can depend on for highly efficient, reliable yet highly economical connections. Of proven technology the modular connectors are used extensively around the world.

The connectors offer solder equivalent connections, delivering low contact resistance. Manufactured with superior materials, the connector exhibits excellent performance in adverse conditions. All the range of 10, 20 and 25 pair modular connectors feature Insulation Displacement Connection (IDC) made from a superior grade of phosphor bronze with tin over copper plating. The range of products are available with splicing rigs which offer simple set-up, systematic and accurate splicing. This results in great time saving and reliable connections.




The modular connectors are available in :

- Straight splicing
- Half tap splicing
- Bridge splicing.



Product Description

Sealant boxes are available for straight splicing and pluggable/bridge connectors. When applied with the tool provided, the special sealant forces into the wire channels and completely floods the connector providing very effective protection against water or moisture.



Simple and economical modular solutions for all type of cable splicing requirements



Features


- Built in cut off blades trim excess wire while crimping. Stripping of the conductors are not required
- Testing of conductor pairs made easy with the aid of in-built test access port in the connector
- Full range of products for straight, tap and plugging applications
- Pre-filled modules for protection from humidity and condensation
- Spliced connectors, when applied with sealant box, offers excellent moisture and water resistance.



Benefits

- Multiple simultaneous connections
- Proven products in extreme weather conditions
- Connection quality guaranteed over time
- Quick cabling
- Economic product

> TOOLS



> Built sturdily the failsafe system features :





- Easy to follow instructions
- Increased accuracy and productivity
- Reduces fatigue of craftsmanship
- Different types of splicing job
- Associated accessories enabling testing, re-entry and repair work.

> The system consist of :

- Support tube assembly
- Splicing head assembly
- Hydraulic crimping tool
- Check comb
- Cover removal tool
- Insertion and cut-tool tool
- Pair test plug
- Hand crimping tool




> 25 PAIR MODULAR CONNECTOR

Product	Part No	Type	Description / Feature	Cover	Body	Base	Packing
Conductor diameter range 0.40 to 0.65 mm maximum insulation diameter 1.5 mm							
	25 SD-T	Straight Splicing	25 Pair Straight Splicing Modular Connector dry version, made of Polycarbonate. For pressurized joints and specific application.	Transparent	Yellow Gold	Transparent	Small box = 12 pcs - Carton box = 120 pcs (In multiples of 120 pcs)
	25 SF-T		25 Pair Straight Splicing Modular Connector pre-filled with sealant, made of Polycarbonate. Compliance to Telcordia (Bell Core) Technical Specification.	Transparent	Yellow Gold	Transparent	
	25 SSF-T		25 Pair Straight Splicing Modular Connector pre-filled with special non-sticky silicon based gel, made of Polycarbonate.	Transparent	Yellow Gold	Transparent	
	25 SX		25 Pair Straight Splicing Modular Connector dry version, made of Polycarbonate. Consisting of sealant box and applicator. For using buried, underground or aerial jointing where resistance to water and high humidity is critical.	Yellow	Yellow Gold	Gold	
	25 HD-T	Half Tap Splicing	25 Pair Half-Tap Splicing Modular Connector dry version, made of Polycarbonate. For pressurized joints and specific application. No cut-off blades are available in bottom side of connector. Note sealant box use is not possible with Half-Tap splicing modules.	Transparent	Yellow Green	Transparent	
	25 HFT		25 Pair Half-Tap Splicing Modular Connector pre-filled with sealant, made of Polycarbonate. Compliance to Telcordia (Bell Core) Technical Specification.	Transparent	Yellow Green	Transparent	
	25 HSF-T		25 Pair Half-Tap Splicing Modular Connector pre-filled with special non-sticky silicon based gel, made of Polycarbonate.	Transparent	Yellow Green	Transparent	
	25 PD-T	Bridge Splicing	25 Pair Pluggable Modular Connector dry version, made of Polycarbonate. For pressurized joints and specific application. The connector can be mated with the 25 SD or 25 PD-T for transfer or rearrangement.	Transparent	Yellow Blue	Transparent	
	25 PF-T		25 Pair Pluggable Modular Connector pre-filled with sealant, made of Polycarbonate. Compliance to Telcordia (Bell Core) Technical Specification.	Transparent	Yellow Blue	Transparent	
	25 PSF-T		25 Pair Pluggable Modular Connector pre-filled with special non-sticky silicon based gel, made of Polycarbonate.	Transparent	Yellow Blue	Transparent	

Unless and Otherwise stated conductor means Copper conductor.
The use of CAHORS approved crimping tool for installation is required to ensure rapid and reliable connection.





> 20 PAIR MODULAR CONNECTOR

Product	Part No	Type	Description / Feature	Cover	Body	Base	Packing
	20 ST	Straight Splicing	20 Pair Straight splicing module. Made of Polycarbonate. Packing Kit consist of sealant box and applicator tool. For use in buried and underground jointing where resistance to water and high humidity is critical. Compliance to BSNL Modular connector specification.	Yellow	Yellow Gold	Gold	Small pack = 20 pcs Carton box = 500 pcs
	20 HT	Half Tap Splicing	20 Pair Half tap splicing module. For specific applications. Made of Polycarbonate. Compliance to BSNL Modular connector specification.	Green	Green Gold	Gold	

Conductor diameter range 0.40 to 0.65 mm maximum insulation diameter 1.5 mm

> 10 PAIR MODULAR CONNECTOR

Conductor diameter range 0.40 to 0.65 mm maximum insulation diameter 1.8 mm

	10 SD-T	Straight Splicing	10 Pair Straight Splicing Modular Connector dry version, made of Polycarbonate. For pressurized joints and specific application.	Transparent	Yellow Gold	Transparent	Small box = 20 pcs - Carton box = 500 pcs (In multiples of 500 pcs)
	10 SF-T		10 Pair Straight Splicing Modular Connector pre-filled with sealant, made of Polycarbonate. Compliance to Telcordia (Bell Core) Technical Specification.	Transparent	Yellow Gold	Transparent	
	10 SSF-T		10 Pair Straight Splicing Modular Connector pre-filled with special non-sticky silicon based gel, made of Polycarbonate.	Transparent	Yellow Gold	Transparent	
	10 SX		10 Pair Straight Splicing Modular Connector dry version, made of Polycarbonate. Consisting of sealant box and applicator. For using buried, underground or aerial jointing where resistance to water and high humidity is critical.	Transparent	Yellow Gold	Transparent	
	10 HD-T	Half Tap Splicing	10 Pair Half-Tap Splicing Modular Connector dry version, made of Polycarbonate. For pressurized joints and specific application.	Transparent	Yellow Green	Transparent	
	10 HF-T		10 Pair Half-Tap Splicing Modular Connector pre-filled with sealant, made of Polycarbonate. Compliance to Telcordia (Bell Core) Technical Specification.	Transparent	Yellow Green	Transparent	
	10 HSF-T		10 Pair Half-Tap Splicing Modular Connector pre-filled with special non-sticky silicon based gel, made of Polycarbonate.	Transparent	Yellow Green	Transparent	
	10 PD-T	Bridge Splicing	10 Pair Pluggable Modular Connector dry version, made of Polycarbonate. For pressurized joints and specific application.	Transparent	Yellow Blue	Transparent	
	10 PF-T		10 Pair Pluggable Modular Connector pre-filled with sealant, made of Polycarbonate. Compliance to Telcordia (Bell Core) Technical Specification.	Transparent	Yellow Blue	Transparent	
	10 PSF-T		10 Pair Pluggable Modular Connector pre-filled with special non-sticky silicon based gel, made of Polycarbonate.	Transparent	Yellow Blue	Transparent	

Unless and Otherwise stated conductor means Copper conductor.

The use of CAHORS approved crimping tool for installation is required to ensure rapid and reliable connection.




10 Pair Disconnection

TYPE IDC CONNECTOR

CAHORS 10 Pair Disconnection module is designed for telecommunication and data communication networks. Commonly this module is used in inside the MDF, Cabinets, DP boxes.

These modules are designed and built around proven Insulation Displacement Connection (IDC) technology, which holds the wires at a 45° angle.



Benefits

- Technically superior module
- Line testing is possible in both direction
- Robust long-term environmental stability allows both indoor and outdoor installation
- Individual pair disconnection is possible
- Four wire test access
- Fits on all LSA-PLUS back mount frames



Performance

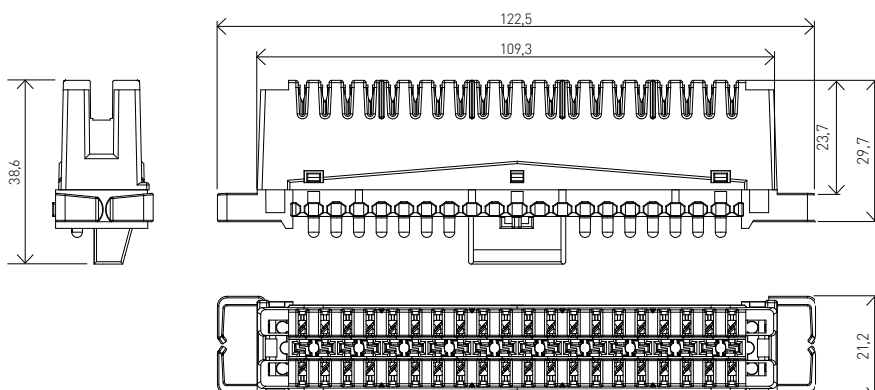
- Contact resistance < 3.0 mΩ
- Insulation resistance: $\geq 3 \times 10^4$ MΩ
- Voltage Proof: 2000 VAC for 60s
- IDC Life: ≥ 300
- Operating Temperature: -20°C to +80°C



Features

- IDC connector. No stripping of insulation for terminations.
- Re-termination accepting IDC.
- Disconnection type Circuit with two piece contacts. These contacts normally closed incorporating disconnection facility.
- Provides a continuous link between permanent wiring and jumper wiring, giving provision for monitoring access and over voltage protection.

> DIMENSIONS (MM)



> CT BLOCK 100 PAIRS EQUIPPED WITH



- 10 Nos of Connection or Disconnection type Modules
- Back Mount Frame
- Designation Module
- Nuts and Bolts for fixing the back mount
- Dust Cover (Transparent)

> ACCESSORIES



- Disconnection plug
- Connection Tool
- Four way test plug with 4 conductor cords
- Two way test plug with 2 conductor cords
- Marking Plugs

Subscriber Connection Modules

CAHORS offers multiple products for connecting subscribers.

Subscribers can be connected to multiple points on the telecommunications network:

- **External:**
in roadside cabinets, overhead cabinets or pillar cabinets
- **Internal:**
VDI (Voice/Data/Image) box, building distribution point

CAHORS therefore offers a connection module panel tailored to every need and to the practices in force in each country.



Benefits

- Module 1 subscriber with reusable protective gel
- Module 1 subscriber with a screw connection
- Implementation accessories



CAHORS

CONNECTING ENERGY AND PEOPLE

Medium Voltage electricity



Low voltage electricity



Smart Grids



Fluids (Water and Gas)



Connecting. Linking.

For over 100 years, Men and Women of Groupe Cahors, all over the world, work to **help transport energies and facilitate access to information.** Together, they combine their skills and contribute innovative solutions that enable us to connect individuals and companies to the resources they need, such as electricity, information, water and gas.

Innovation is the fundamental energy at Cahors.

Innovation in developing new products, in our manufacturing processes. Innovation in our management and working methods. Cahors is firmly on the road to sustainable development, and supports the Global Compact.

Cahors contributes its technical expertise, skills and resources and implements its considerable experience to **find THE relevant and optimum network solution dedicated to its clients :**

- **Solutions for Medium Voltage Networks**

CAHORS offers comprehensive solutions, equipment and services suited to the specificities of Medium Voltage electricity distribution networks, all around the world. Our complementary business units and skills and our technological expertise enable us to develop substations combining transformers, Medium Voltage switchgears, Low Voltage boards, high tech electronics, and even remote network monitoring.

- **Solutions for Low Voltage Networks**

CAHORS develops a range of solutions tailored to all needs: connection, metering, distribution and protection.

Our products ranges can be adapted to the requirements of any type of location: underground connections, street lighting units, cabinets, floor distribution panels and electric charging stations.

- **Solutions for Communication Networks**

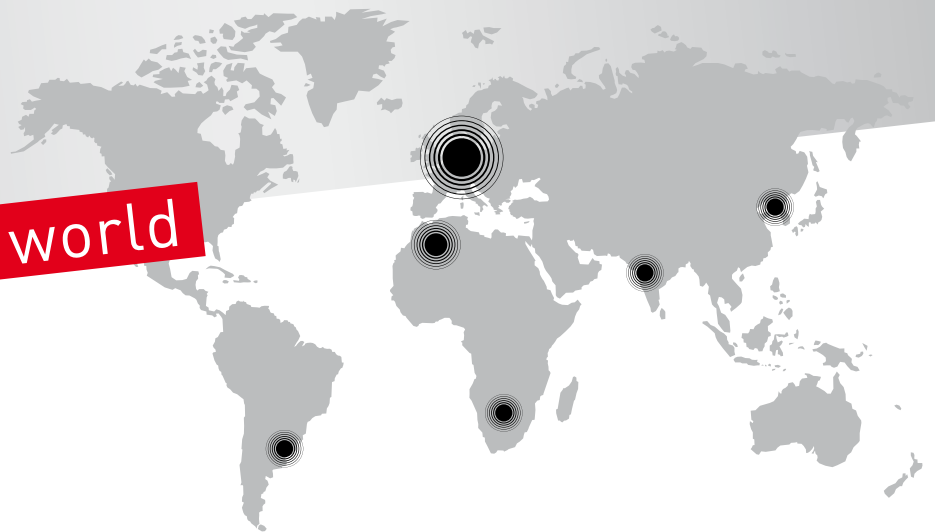
CAHORS innovates in connecting and communicating data. Our connectors, terminals and casings can be placed on all telecom networks. CAHORS deploys a whole range of solutions, in electronics, analogical and digital: IPTV, copper networks, optic fibre and civil engineering.

- **Distribution of fluids**

CAHORS helps to develop drinking water and gas distribution networks on all five continents. Our units, underground modules and comprehensive connecting solutions combine efficiency and environmental integration. Our expertise in electronics has led to remote readings of fluid meters.

This range of skills enables CAHORS to **provide an answer to most needs.**

... through the world



Communication Networks

In Building Solutions



Réseaux Privés
TELEVISION-FTTH-VDI
In Building Solutions
Edition 2017



Public Network Solutions



Public Networks
TELECOM SOLUTIONS
Edition 2017



Sales documentation can be sent to you on request.

You can view or download them in PDF® on our website: www.groupe-cahors.com




CAHORS


Your telecom solutions provider



They trust us



CAHORS Telecom, member of



SYCIBEL



A commercial team at your service

AFRICA - NEAR EAST

Christophe SCHNELL

Tel. +33 (0)5 65 20 83 78
Mob. +33 (0)6 74 32 69 34
christophe.schnell@groupe-cahors.com

EUROPE

Christophe SCHNELL

Tel. +33 (0)5 65 20 83 78
Mob. +33 (0)6 74 32 69 34
christophe.schnell@groupe-cahors.com

FRANCE

Philippe BIZIEN

Mob. +33 (0)6 84 52 01 52
philippe.bizien@groupe-cahors.com

ASIA / INDIA

Mangesh NARKHEDKAR

Tel. +91 (20) 66 49 52 20
Mob. +91 97 637 185 83
mangesh.narkhedkar@groupe-cahors.in

MIDDLE EAST

Mangesh NARKHEDKAR

Tel. +91 (20) 66 49 52 20
Mob. +91 97 637 185 83
mangesh.narkhedkar@groupe-cahors.in

CARIBBEAN SEA, INDIAN OCEAN, OCEANIA

Philippe CASPER

Tel. +33 (0)3 88 71 18 12
Mob. +33 (0)6 79 75 03 39
philippe.casper@groupe-cahors.com

SOUTH AMERICA

Tel. +34 972 526 000
cahors@cahors.es

OTHER COUNTRIES

Tel. +33 (0)5 65 35 82 01
sales.support@groupe-cahors.com

